

# County of Two Hills Natural Gas Utility

## Working Safely Near County of Two Hills Natural Gas Pipelines

Damage prevention is a shared responsibility. County of Two Hills Natural Gas pipeline infrastructure and right-of-way must be treated with caution. Making contact with a pipeline can have severe consequences ranging from personal injury to service disruptions and environmental damage.

Any resulting delays can also have a large financial impact, directly affecting your bottom line. Please take a moment to read this information sheet before beginning any excavation or ground disturbance activity near our pipelines.

## Locating the Pipeline

Our pipelines are found in a road allowance or right-of-way, which is a narrow stretch of land that provides safe access for pipeline monitoring and maintenance.

Pipeline markers provide important safety information such as the type of product carried, the local One Call number, and County of Two Hills Natural Gas' Emergency Notification Number.

Although markers identify that a pipeline is in the area, they do not give the exact location or depth – only a qualified County of Two Hills Natural Gas representative can do so.

## Call or Click Before You Dig

Before you begin any ground disturbance work, contact your local One Call Centre. If your proposed work is near our right-of-way, a County of Two Hills Natural Gas representative will call you back to discuss your proposed work and, if required, meet with you onsite to determine the exact location of the pipeline. This service is typically provided at no cost to you.

### One Call Centre

Utility Safety Partners  
1.800.242.3447  
<https://utilitiesafety.ca/>

## Activity Requiring a Company Approval

Any ground disturbance work within 30 meters (100 feet) of our pipeline requires written approval from County of Two Hills Natural Gas Utility. Ground disturbance activities include, but are not limited to:

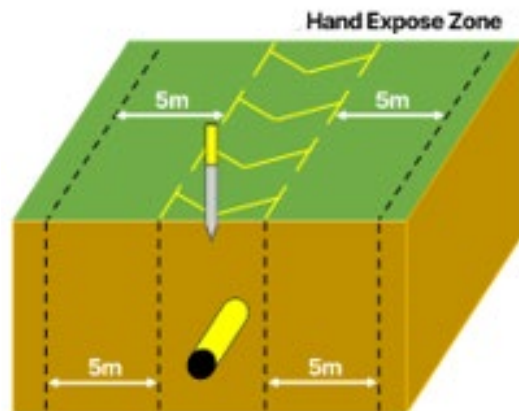
- Road construction
- Heavy equipment crossings
- Driving objects into the ground and/or excavation (fence posts)
- Grading, tree planting, cultivation (45cm deep or greater)
- Installing irrigations systems and ditching
- Landscaping
- Drilling, digging, compacting, stockpiling material, or using any equipment causing ground vibration
- Using explosives

Additional approvals will be required for installing anything of a permanent nature within the pipeline right-of-way. For more information, please contact us by calling 780-657-2446 or send an email to [countygas@thcounty.ab.ca](mailto:countygas@thcounty.ab.ca).

## Ground Disturbance Requirements

For any work within 30 meters (100 feet) of our pipeline right-of-way you must adhere to the following:




- County of Two Hills Natural Gas pipelines must be hand exposed by an approved method (hydrovac, water jet, etc.) for any work within 5 meters (17 feet) of the pipeline
- Power operated equipment is allowed within 5 meters (17 feet) of the pipe only after the pipeline is hand exposed
- Any mechanical/machine work within 0.6 meters (2 feet) of a pipeline must be done in the presence of a County of Two Hills Natural Gas representative



# County of Two Hills Natural Gas Utility

## How to Recognize a Pipeline Leak

In the unlikely event of a pipeline leak, you may notice the following warning signs:

-  You may smell:
  - A strong odour (rotten egg smell)
-  You may see:
  - Dead or discoloured vegetation
-  You may hear:
  - An unusual hissing or roaring sound

Report the potential pipeline leak to County of Two Hills Natural Gas Utility by calling **780-657-2800**.

## Emergency Procedures

**If you accidentally come into contact with the pipeline, notify County of Two Hills Natural Gas Utility immediately by calling 780-657-2800. Even seemingly minor damage can have a serious impact.**

**If you hit the pipeline and product escapes:**

- Turn off all ignition sources – machinery, equipment, cell phones
- Leave the area immediately, on foot, and in an upwind direction
- Warn others to stay away
- When you are a safe distance away, call 911, and then County of Two Hills Natural Gas Utility.**
- Emergency Notification Number: 780-657-2800**

## Your Safety Checklist

- Contact your local One Call centre (Utility Safety Partners)
- Obtain ground disturbance guideline information from County of Two Hills Natural Gas Utility
- Make yourself aware of County of Two Hills Natural Gas Utility requirements
- Always have valid One Call ticket onsite
- Ensure all County of Two Hills Natural Gas pipelines are hand exposed by an approved method (hydrovac, water jet, etc.) for any work within 5 meters (17 feet) of the pipeline
- Ensure a County of Two Hills Natural Gas Utility representative is onsite for any mechanical/machine work within 0.6 meters (2 feet) of the pipeline
- Ensure a County of Two Hills Natural Gas Utility representative is onsite before backfilling if required

## Frequently Asked Questions

**What if my project is delayed or the scope of work changes?**

Regulations require you to have a valid One Call ticket. If your project is delayed or the scope of work changes, you must contact both your local One Call Centre and County of Two Hills Natural Gas Utility to provide details of the proposed changes.

**What happens if the line markings are affected by the weather?**

If the weather or anything else impacts the line locating markings or flags, please call County of Two Hills Natural Gas Utility and request to have the pipeline re-marked. Once the line is marked, you are responsible for ensuring that the markings are clearly visible and are not disturbed or moved.

**For more information, please contact us**

Email: [countygas@thcounty.ab.ca](mailto:countygas@thcounty.ab.ca)

Website: [thcounty.ab.ca](http://thcounty.ab.ca)

Phone: 780-657-2446

